

Natural Gas Pipeline Safety and Emergency Information

for our neighbours



You have received this brochure because you may live, work or own property near Maritimes & Northeast pipelines and/or associated facilities. Please read and share this important safety information with others. If you operate a business frequented by outside visitors, we encourage you to consider pipelines in your emergency response plans and procedure.

Emergency number: 1-888-444-6677

Contents:

Safe digging information	3
How to determine where our pipelines are located	4
Crossing or traversing right-of-way (ROW)	5
Damage prevention information	6
How to contact us in an emergency	7
Pipeline safety information including how to recognize a leak and how to respond in the event of a pipeline emergency	8

Read this brochure,
then scan for a chance
to win \$500.



About the Maritimes & Northeast Pipeline



Life takes energy: to heat our homes, to feed our families, to fuel our vehicles. Maritimes & Northeast connects people to the energy they need to help fuel their quality of life.

Maritimes & Northeast Pipeline is a 1,432 km mainline transmission pipeline built to transport natural gas from developments offshore Nova Scotia to markets in Atlantic Canada and the northeastern United States.

A joint venture of Enbridge Inc. (77.53%), Emera Inc. (12.92%) and ExxonMobil (9.55%), Maritimes & Northeast Pipeline is headquartered in Halifax, Nova Scotia and operates an additional business office in Waltham, Massachusetts. The safe delivery of natural gas is at the core of everything we do, but we know we can't do it alone.

For us, preparedness means developing integrated response plans based on open communication and teamwork. We work year-round with local fire and police services so that they have the information they require to respond to an emergency, and we regularly communicate important information to local governments, community fire and police services, community leaders, residents, business owners, neighbours, tenants, utilities and contractors like you.

Know what's below



Risk: Failure to dig safely can endanger yourself, emergency responders and your community. Safe digging practices can save your life.

Please make community members, permit applicants, public works departments, excavators, contractors and developers aware that they need to make a locate request by following the steps listed below.

Maritimes & Northeast maintains a Damage Prevention Program in accordance with federal guidelines. The purpose of this program is to prevent damage to our pipeline facilities from excavation activities such as digging, trenching, blasting, boring, tunneling, backfilling or other activities such as heavy equipment crossing, storage on the ROW, etc. The Damage Prevention Program also monitors the depth of cover over our pipelines and conducts regular patrols of our ROW to monitor for unauthorized activities.

If you see someone digging or disturbing the soil and there are no flags or marks on the ground, please stop the activity and ask the person to visit clickbeforeyoudig.com or contact their local one-call centre before continuing. One should not rely on word-of-mouth, maps, memory or pipeline markers when planning a digging project.

One-call requirements

1



At least two to three business days before your project—any time you are disturbing the soil—visit clickbeforeyoudig.com or call your local one-call centre.

3



Your local one-call centre will provide this information to pipeline operators, such as Maritimes & Northeast and other companies with buried utilities near the work site, saving you the time and trouble of contacting them individually.

2



When you call or click, you'll be connected to a representative, where you'll be asked to provide important details about your project, such as the type of work you'll be doing, where you'll be doing it and when your project is expected to begin.

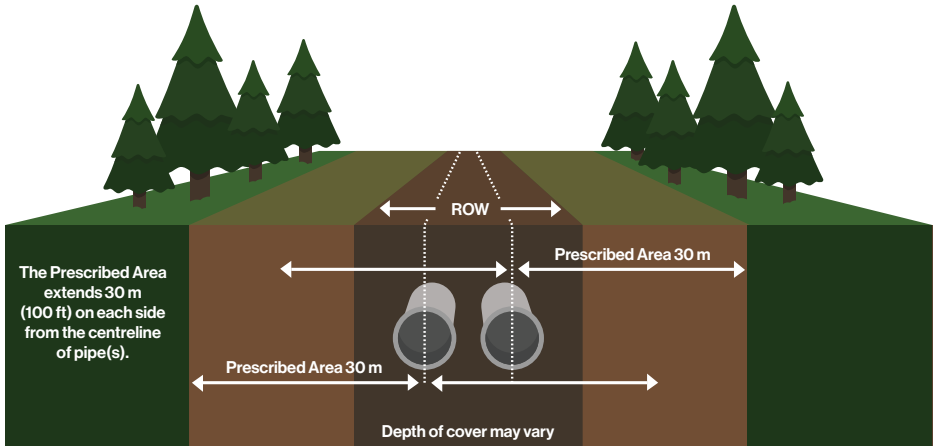
4



Within a few days, pipeline operators and utilities will respond to the one-call ticket. If line locating is required, professional locators will come to your location to mark their facilities—so you can work around them, saving yourself from possible injury or property damage.

**Click
Before
YouDig.com**

Know what's below



Pipeline ROW and pipeline location

A pipeline follows a narrow, clear stretch of land, called a ROW, that allows our employees and contractors to access the pipeline for inspections, maintenance, testing and emergencies.

Approximate location of the pipeline can be determined by the pipeline marker.

A few important notes when it comes to ROWs and pipeline markers:

- Markers should never be removed or relocated.
- The pipeline marker displays the operator's name, the contents and an emergency phone number.
- If an emergency is suspected or discovered, call the number on the marker.
- Pipeline ROW must be kept free from structures and other obstructions to allow access to the pipeline. Pipelines are patrolled from the air and the ground and obstructions prevent proper inspections.
- Markers should not be used to give exact locations and are not an alternative to contacting clickbeforeyoudig.com.

Consent within the prescribed area and ROW

The prescribed area is a 30 m strip of land, measured perpendicularly on each side from the centreline of pipe(s). Regulations require that within this area activities causing, or that might cause, a ground disturbance cannot occur without written consent from the pipeline company. If written consent for the activity is granted, you must then make a locate request to confirm the location of the pipeline and any other underground utilities. All planned construction activities on, along, under or across the pipeline must also receive approval from Maritimes & Northeast and a locate request, before going ahead. Written consent from Maritimes & Northeast is also required for vehicle or mobile equipment crossings within the ROW.



Vent marker



Line marker



Aerial marker

< Marker appearance may vary in your area.

Crossing or traversing the ROW



ROWS are not designed as roads or storage locations. The weight of vehicles, equipment or materials can damage pipelines below.

 **Do NOT do the following without obtaining Maritimes & Northeast consent:**

- Cross or travel along ROW with a vehicle, machinery or mobile equipment
- Park vehicles or equipment on the ROW
- Stockpile materials or construct any structures on the ROW
- Disturb the ground within the ROW

Vehicle and mobile equipment crossings

The Canada Energy Regulator (CER) requires that anyone wanting to cross the pipeline with vehicles including recreational vehicles like 4X4s, all-terrain vehicles, utility vehicles, motorcycles or mobile equipment (outside of a traveled portion of a highway or public road) submit a request to obtain the pipeline company's written consent before doing so.

By submitting your request, you provide Maritimes & Northeast the opportunity to assess:

- If the vehicle, machinery or mobile equipment being used can safely cross or traverse our pipeline within the ROW at that location
- If the proposed use is safe by confirming the location and depth of cover of pipelines at the location of the crossing
- If any mitigation measures are required due to there being a potential risk or no alternative crossing locations

Crossing during an emergency:

If a crossing is required while responding to an emergency, please call Maritimes & Northeast's emergency number before crossing the ROW.

> 1-888-444-6677

Non-emergency crossings:

For requests and questions about vehicle and agricultural crossings, email crossingscanada@enbridge.com.

Damage prevention

Agricultural activities: drainage improvements

If you are planning to improve drainage across or within the ROW, you must consult with us first.

Any excavation near the pipeline ROW must be supervised by a Maritimes & Northeast representative. Consulting with us as early as possible regarding your drainage proposal, including installing drain tiles, ditching, grading or deep tilling, will allow us to assess your work and set safe work procedures when working within the pipeline ROW or within the 30-m prescribed area.

For installations across the ROW, written permission is required.

In certain instances where systematic tiling is proposed, a header installation may be preferred in order to reduce the number of crossings and excavation activity within the pipeline ROW.

Ground disturbance activities within the prescribed area must not proceed until the locating and marking of the pipeline, and any possible mitigating factors have been addressed. Among other requirements, the person must also have written consent from Maritimes & Northeast to conduct the activity.

Canada Energy Regulator requirements and penalties

Maritimes & Northeast's pipelines are regulated by the CER, which sets specific standards and regulations for compliance. These regulations help maintain the safety of our pipelines while allowing certain activities to occur (subject to review and conditions).








Activities on the ROW and prescribed area including ground disturbance, excavation, vehicle/mobile equipment crossing, as well as construction, are subject to the Canadian Energy Regulator Act (CER Act), the CER Pipeline Damage Prevention Regulations – Authorization, and CER Pipeline Damage Prevention Regulations – Obligations of Pipeline Companies (together, the DPRs).

Violations of the CER Act and associated regulations such as the DPRs must be reported by the pipeline company to the CER. The CER Act sets the maximum daily fines (known as Administrative Monetary Penalties, or AMPs) of up to \$25,000 for individuals and \$100,000 for companies (per violation).

More information about the DPRs and AMPs can be found on the CER website at cer-rec.gc.ca.

Our safety measures

Safety is, and always will be, our number one priority. Our team devotes hundreds of thousands of hours every year to keeping our systems running smoothly and without incident. We invest heavily in safety measures, including:

-  Inspection and preventative maintenance programs
-  Around-the-clock monitoring of pipelines and facilities
-  Emergency response training and drills for employees and local emergency responders
-  Pressure tests on new and existing pipelines
-  Aerial and ground patrols along the pipeline ROW
-  Automatic shut-off and remote-control valves
-  High-quality pipeline material and protective coating

Maritimes & Northeast has enhanced safety measures for pipelines that cross bodies of water and highly populated or environmentally sensitive areas.

To read more about our pipeline safety efforts, visit enbridge.com/safety.

Contact Maritimes & Northeast

In case of an emergency, please find a safe place to **call 911** and then call Maritimes & Northeast at:

1-888-444-6677

To reach a Maritimes & Northeast land representative, call **1-800-668-2951** (toll-free) or email landcontactcan@enbridge.com.

How to reach us



Phone:

(non-emergencies only)
1-877-640-8665



Email:

cdnpublicawareness@enbridge.com



Mail:

Public Awareness Program
200, 425 1st Street S.W.
Calgary, AB T2P 3L8



Website:

enbridge.com/publicawareness

Call or Click Before You Dig



- Atlantic Dig Safe
1-866-344-5463
atlanticdigsafe.ca

Links for more information

If you are planning work on the right-of-way, such as building a fence, deep tilling, digging a ditch, operating equipment or other activities, please email crossingscanada@enbridge.com.

More information can also be found online at enbridge.com/damageprevention.

More information about our emergency management program can be found at enbridge.com/emergencymanagement.

CER

cer-rec.gc.ca

- CER Pipeline Damage Prevention Regulations – Authorizations sets out the requirements under which ground disturbance in the prescribed area and excavation and construction activities near the pipeline (including the ROW) can be conducted safely. It also provides requirements for authorization to cross the pipeline.
- CER Pipeline Damage Prevention Regulations – Obligations of Pipeline Companies establishes the responsibilities of the pipeline company to the person proposing or conducting the activity and to the Canada Energy Regulator.

Maritimes & Northeast Pipeline Limited Partnership
mnpp.com

Enbridge Inc.
enbridge.com

Abandonment Funding Update

In 2009, the National Energy Board (now the CER) set out a process to ensure that funds are in place to meet future abandonment obligations associated with pipelines, including processing plants, compressors, pump stations and other above-ground facilities.

As part of the abandonment funding process, Maritimes & Northeast's CER-regulated entities are setting aside funds in trusts to cover future abandonment costs. The Maritimes & Northeast-affiliated entities began collecting abandonment funds at the beginning of 2015 and financial information regarding these funds is available on our website at enbridge.com/abandonmenttrusts. The 2022 financial information is now available.

Critical safety information



Risk: Ignoring the critical safety information below could create additional hazards for the public, responders and the environment.

Recognizing a pipeline leak

In the unlikely event of a pipeline leak, one or any combination of the items listed below can typically help you recognize a leak.



You might see:

- Dirt being blown or appearing to be thrown into the air
- Flames, if gas is ignited
- A white vapour stream or mist-like cloud
- Unexpected frost buildup on the ground
- Dead or dying vegetation in an otherwise green area
- Continuous bubbling in wet areas or at a pond, creek or river



You might hear:

- An unusual roaring, blowing, hissing or loud whistling sound



You might smell:

- Odourized pipelines: An unusual sulphur or rotten egg odour
- Unodourized pipelines: A slight smell similar to diesel fuel or oil

Most natural gas has a naturally occurring slight petroleum smell similar to diesel, oil or propane. However, typically when natural gas is distributed into homes and businesses, the distributor adds an odourant to enhance the smell of the gas to make it easier to detect a potential leak.

What NOT to do when a leak occurs



Do not touch any liquid or vapour that may have come from the pipeline.



Do not drive into the area.



Do not remain in a building if the smell is stronger inside than outside.



Do not turn on or off anything that may create a spark – including cell phones, telephones, two-way radios, light switches, vehicle alarms, vehicle keyless entry systems and flashlights – until you are in a safe location.



Do not light a match and avoid open flames.



Do not attempt to extinguish a natural gas fire.



Do not open or close any pipeline valves; leave all valve operations to pipeline company personnel.

What happens next?

Public safety will be the top priority as Maritimes & Northeast, contractors and local emergency responders work together to evaluate and respond to a pipeline leak. Local public safety officials will determine whether residents should evacuate or shelter in place. Residents may be asked to evacuate if it is no longer safe to be in the area or to shelter in place if there may be something unsafe in the environment.

Steps for a safe response

If you are in immediate danger, damage the pipeline or observe or suspect a leak – even if you are uncertain of the severity – take the following steps:

- 1** Abandon any equipment being used in or near the area, moving upwind of the product release.
- 2** Warn others to stay away.
- 3** Call 911.
- 4** Call the toll-free, 24-hour Maritimes & Northeast emergency number for your area: **1-888-444-6677**.
- 5** Follow instructions given to you by local emergency responders and Maritimes & Northeast.